

S5000 | 选型指南 / Selection guide

S5000 | 选型指南 / Selection guide



安培 Amps (Ith)	规格 Size	系列 Series	连接 Connection	开关 O - I S5000 On - Off switch S5000		直接 手柄 Direct handle 蓝色 Blue	外部手柄 External handle			端子罩* (2) Terminal shrouds* (2)	
				3P	3P+N* (1)		蓝色 Blue	红色 - 黄色 Red - Yellow	L (mm)		P (mm)
40	00	S5		S5-00403PBO	S5-00403NBO	DS-SI01	DS-SA01	DS-SR01	177	85... 195,5	-
63	00	S5		S5-00633PBO	S5-00633NBO	DS-SI01	DS-SA01	DS-SR01	177	85... 195,5	-
80	00	S5		S5-00803PBO	S5-00803NBO	DS-SI01	DS-SA01	DS-SR01	177	85... 195,5	-
125	0	S5		S5-01253PBO	S5-01253NBO	DS-SI01	DS-SA01	DS-SR01	177	87... 197,5	-
125	0	S5		S5-01253PSO	S5-01253NSO	DS-SI01	DS-SA01	DS-SR01	177	87... 197,5	-
160	0	S5		S5-01603PBO	S5-01603NBO	DS-SI01	DS-SA01	DS-SR01	177	87... 197,5	-
160	0	S5		S5-01603PSO	S5-01603NSO	DS-SI01	DS-SA01	DS-SR01	177	87... 197,5	-
200	0	S5		S5-02003PBO	S5-02003NBO	DS-SI01	DS-SA01	DS-SR01	177	87... 197,5	-
250 C	0	S5		S5-02503PBO	S5-02503NBO	DS-SI01	DS-SA01	DS-SR01	177	87... 197,5	-
250	1	S5		S5-02503PPO	S5-02503NPO	DS-SI11	DS-SA11	DS-SR11	227	103... 256	DS-CU11
315	1	S5		S5-03153PBO	S5-03153NBO	DS-SI11	DS-SA11	DS-SR11	227	103... 256	DS-CU11
400	1	S5		S5-04003PBO	S5-04003NBO	DS-SI11	DS-SA11	DS-SR11	227	103... 256	-
500	2	S5		S5-05003PBO	S5-05003NBO	DS-LI21	DS-LA21	DS-LR21	195	134... 240	DS-CU21
630	2	S5		S5-06303PBO	S5-06303NBO	DS-LI21	DS-LA21	DS-LR21	195	134... 240	DS-CU21
800 C	2	S5		S5-08003PBO	S5-08003NBO	DS-LI21	DS-LA21	DS-LR21	195	134... 240	DS-CU21
800	3	S5		S5-08003PPO	S5-08003NPO	DS-LI31	DS-LA31	DS-LR31	186	145... 242	DS-CU31
1000 C	3	S5		S5-10003PBO	S5-10003NBO	DS-LI31	DS-LA31	DS-LR31	186	145... 242	DS-CU31
1250 C	3	S5		S5-12503PBO	S5-12503NBO	DS-LI31	DS-LA31	DS-LR31	186	145... 242	DS-CU31
2000 C	3	S5		S5-20003PBO	S5-20003NBO	DS-LI41	DS-LA41	DS-LR41	239	145... 242	-
1000	4	S5		S5-10003PSO	S5-10003NSO	DS-LI41	DS-LA41	DS-LR41	239	235... 400	DS-CU41
1250	4	S5		S5-12503PSO	S5-12503NSO	DS-LI41	DS-LA41	DS-LR41	239	235... 400	DS-CU41
1600	4	S5		S5-16003PSO	S5-16003NSO	DS-LI41	DS-LA41	DS-LR41	239	235... 400	DS-CU41
1800	4	S5		S5-18003PSO	S5-18003NSO	DS-LI41	DS-LA41	DS-LR41	239	235... 400	DS-CU41
2000	5	S5		S5-20003PPO	S5-20003NPO	DS-LI41	DS-LA41	DS-LR41	239	420... 580	-
2500	5	S5		S5-25003PPO	S5-25003NPO	DS-LI41	DS-LA41	DS-LR41	239	420... 580	-
3150	5	S5		S5-31503PPO	S5-31503NPO	DS-LI41	DS-LA41	DS-LR41	239	420... 580	-
4000	6	S5		S5-40003PPO	S5-40003NPO	-	DS-EN61	-	333	578... 728	-
5000	6	S5		S5-50003PPO	S5-50003NPO	-	DS-EN61	-	333	720... 870	-
6300	6	S5		S5-63003PPO	S5-63003NPO	-	DS-EN61	-	333	720... 870	-

*1) 预切换中性极 (预跳 - 闭滞)。

*2) 一套用于输入, 一套用于输出。


*3) 250 Vac时, Ie = 16 A (电阻负载) / 4 A (电感负载)。

*4) 外部手柄上的按键扳动到“OFF”位置, 即可锁定手柄 (也可以按要求在“ON”位置上锁定), 手柄锁定后方可拆除按键。

另有: 4P (直流电路同步4极切换) 型和3P+NF (固定中性线) 型; 6P和8P型 (参见第18页)。

*5) Advanced switched neutral (early make - late break). *6) Order 1 set for input, 1 set for output. *7) Ie = 16 A (resistive loads) / 4 A (inductive loads) at 250 Vac. *8) For external handle, lock the handle by means of a key in position "OFF" (under request, in "ON"), the key can only be removed with the handle locked.

Also available: 4P (simultaneous 4 - pole switching for dc applications) & 3P+NF (fixed neutral) versions; 6P & 8P versions (see page 18).



S5系列负荷开关的连接线路
Switch - disconnectors S5 series connection

S5系列负荷开关的连接线路
Switch - disconnectors S5 series connection

• 尺寸, 参见第26 - 30页 / Dimensions, see page 26 - 30
• 技术参数, 参见第58页 / Technical information, see page 58

防护板 Terminal protection	辅助触点* (3) Auxiliary contacts* (3)		轴外伸部 Shaft extensions						安全按键锁定装置* (4) Safety key lock device* (4)	
	1NA+1NC 1NO+1NC	2NA+2NC 2NO+2NC	1类 / Type 1			2类 / Type 2			单 Simple	双 Double
型号 Code	型号 Code	型号 Code	型号 Code	L (mm)	P (mm)	型号 Code	L (mm)	P (mm)	型号 Code	型号 Code
-	D5LAU01	D5LAU02	DS-EP04	250	85... 278	DS-EP05	387	85... 415	-	-
-	D5LAU01	D5LAU02	DS-EP04	250	85... 278	DS-EP05	387	85... 415	DS-CAB1	DS-CEB1
-	D5LAU01	D5LAU02	DS-EP04	250	85... 278	DS-EP05	387	85... 415	-	-
-	D5LAU01	D5LAU02	DS-EP04	250	87... 278	DS-EP05	387	87... 415	-	-
DS-CU01	D5LAU01	D5LAU02	DS-EP04	250	87... 278	DS-EP05	387	87... 415	-	-
-	D5LAU01	D5LAU02	DS-EP04	250	87... 278	DS-EP05	387	87... 415	DS-CAB1	DS-CEB1
DS-CU01	D5LAU01	D5LAU02	DS-EP04	250	87... 278	DS-EP05	387	87... 415	-	-
DS-CU01	D5LAU01	D5LAU02	DS-EP04	250	87... 278	DS-EP05	387	87... 415	-	-
DS-CU01	D5LAU01	D5LAU02	DS-EP04	250	87... 278	DS-EP05	387	87... 415	-	-
DS-CU12	D5LAU01	D5LAU02	DS-EP14	375	103... 415	DS-EP15	536	103... 576	-	-
DS-CU12	D5LAU01	D5LAU02	DS-EP14	375	103... 415	DS-EP15	536	103... 576	DS-CA11	DS-CE11
DS-CU12	D5LAU01	D5LAU02	DS-EP14	375	103... 415	DS-EP15	536	103... 576	-	-
DS-CU22	D5LAU01	D5LAU02	DS-EP23	345	134... 400	DS-EP24	535	134... 560	-	-
DS-CU22	D5LAU01	D5LAU02	DS-EP23	345	134... 400	DS-EP24	535	134... 560	DS-CB21	DS-CF21
DS-CU22	D5LAU01	D5LAU02	DS-EP23	345	134... 400	DS-EP24	535	134... 560	-	-
-	D5LAU01	D5LAU02	DS-EP32	336	145... 402	DS-EP24	535	145... 600	-	-
-	D5LAU01	D5LAU02	DS-EP32	336	145... 402	DS-EP24	535	145... 600	DS-CB31	DS-CF31
-	D5LAU01	D5LAU02	DS-EP32	336	145... 402	DS-EP24	535	145... 600	-	-
-	DS-AU11	DS-AU12	DS-EP44	485	145... 402	DS-EP45	635	145... 600	-	-
-	D5LAU01	D5LAU02	DS-EP44	485	235... 686	DS-EP45	635	235... 836	-	-
-	D5LAU01	D5LAU02	DS-EP44	485	235... 686	DS-EP45	635	235... 836	DS-CB41	DS-CF41
-	D5LAU01	D5LAU02	DS-EP44	485	235... 686	DS-EP45	635	235... 836	-	-
-	D5LAU01	D5LAU02	DS-EP44	485	235... 686	DS-EP45	635	235... 836	-	-
-	DS-AU11	DS-AU12	待议 Consult	待议 Consult	待议 Consult	待议 Consult	待议 Consult	待议 Consult	DS-CB41	DS-CF41
-	DS-AU11	DS-AU12	待议 Consult	待议 Consult	待议 Consult	待议 Consult	待议 Consult	待议 Consult	-	-
-	DS-AU11	DS-AU12	待议 Consult	待议 Consult	待议 Consult	待议 Consult	待议 Consult	待议 Consult	DS-CS41	DS-CD41
-	DS-AU11	DS-AU12	待议 Consult	待议 Consult	待议 Consult	待议 Consult	待议 Consult	待议 Consult	-	-

UM - S | Mando motorizado - 选型指南 / Motorized unit - Selection guide



UM - S 电动单元 / Motorized unit					
系列 Series	规格 Size	UM外壳的尺寸 UM housing size	120 Vac/dc	230 Vac/dc	277 Vac/dc
			型号 / Code	型号 / Code	型号 / Code
S5	1	T1	UM-S1120Z	UM-S11230Z	UM-S11277Z
	2	T2	UM-S2120Z	UM-S21230Z	UM-S21277Z
	3	T2	UM-S2120Z	UM-S21230Z	UM-S21277Z
	3 (2000C)	T3	UM-S32120Z	UM-S32230Z	UM-S32277Z
	4	T3	UM-S3120Z	UM-S31230Z	UM-S31277Z
5	T3	UM-S32120Z	UM-S32230Z	UM-S32277Z	

出厂前已经将驱动电机组安装在开关上。

Motorized unit already mounted on the switch from factory.

DIN卡轨安装 - 选型指南 / DIN rail mounting - Selection guide

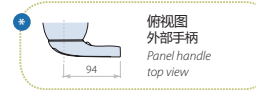
DIN滑轨安装 / DIN rail mounting			
Amps / Rating	规格 / Size	连接 / Connection	型号 / Code
125... 160	0		DS-DN01

S5000 | 尺寸 / Dimensions (mm)

S5000 | 尺寸 / Dimensions (mm)

外部手柄和钻孔 / Panel handle and drilling

系列 Series	安培 Amps (Ith)	规格 Size	正视图 Front view	俯视图 Side view
S5	40 63 80	00		
S5	125 160	0		



直接手柄 / Direct handle 俯视图 Top view	配电柜上为手柄和锁定装置开设的钻孔 Panel drilling for handle and keylock device		尺寸 Dimensions (mm)																				
	单 / simple	双 / double																					
			<table border="1"> <thead> <tr> <th rowspan="2">125 A 160 A</th> <th colspan="2">A</th> <th colspan="2">B</th> </tr> <tr> <th>3P</th> <th>4P</th> <th>3P</th> <th>4P</th> </tr> </thead> <tbody> <tr> <td></td> <td>129</td> <td>140</td> <td>53</td> <td>64</td> </tr> </tbody> </table>	125 A 160 A	A		B		3P	4P	3P	4P		129	140	53	64						
125 A 160 A	A		B																				
	3P	4P	3P	4P																			
	129	140	53	64																			
			<table border="1"> <thead> <tr> <th rowspan="2">125 A 160 A</th> <th colspan="2">A</th> <th colspan="2">B</th> <th rowspan="2">ø</th> <th rowspan="2">øT</th> </tr> <tr> <th>3P</th> <th>4P</th> <th>3P</th> <th>4P</th> </tr> </thead> <tbody> <tr> <td></td> <td>131</td> <td>142</td> <td>53</td> <td>64</td> <td>10</td> <td>M8</td> </tr> </tbody> </table>	125 A 160 A	A		B		ø	øT	3P	4P	3P	4P		131	142	53	64	10	M8		
125 A 160 A	A		B		ø	øT																	
	3P	4P	3P	4P																			
	131	142	53	64	10	M8																	
			<table border="1"> <thead> <tr> <th rowspan="2">200 A 250 C</th> <th colspan="2">A</th> <th colspan="2">B</th> <th colspan="2">C</th> </tr> <tr> <th>3P</th> <th>4P</th> <th>3P</th> <th>4P</th> <th>ø</th> <th>øT</th> </tr> </thead> <tbody> <tr> <td></td> <td>131</td> <td>142</td> <td>53</td> <td>64</td> <td>11,8</td> <td>10 M10</td> </tr> </tbody> </table>	200 A 250 C	A		B		C		3P	4P	3P	4P	ø	øT		131	142	53	64	11,8	10 M10
200 A 250 C	A		B		C																		
	3P	4P	3P	4P	ø	øT																	
	131	142	53	64	11,8	10 M10																	

S5000 | 尺寸 / Dimensions (mm)

S5000 | 尺寸 / Dimensions (mm)

外部手柄和钻孔 / Panel handle and drilling

系列 Series	安培 Amps (Ith)	规格 Size	外部手柄和钻孔 / Panel handle and drilling	
			正视图 Front view	俯视图 Side view
S5	200 250 315	1		
	400	1		
	500 630 800 C	2		
	800 1000 C 1250 C	3		
2000 C	3			

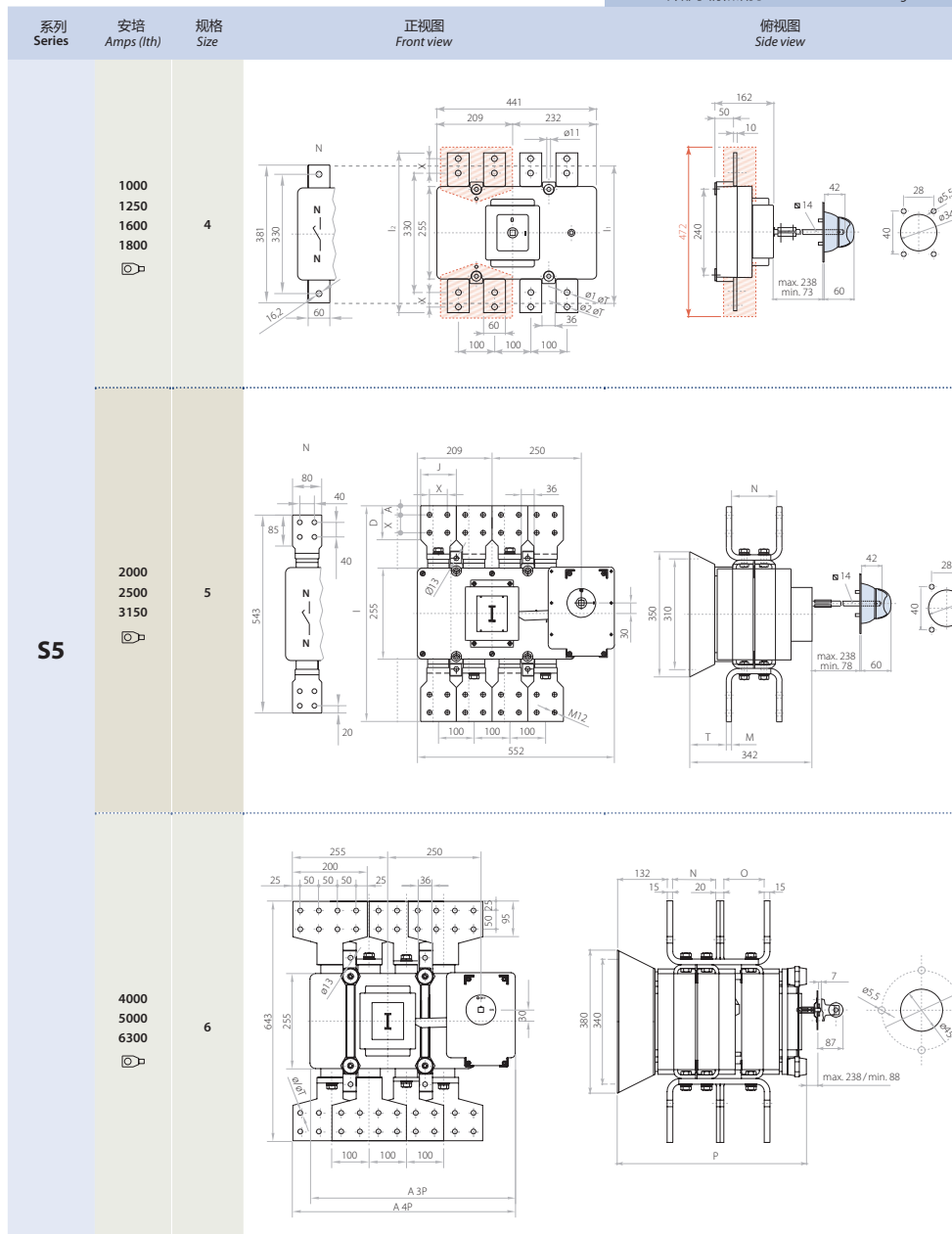
直接手柄 / Direct handle

直接手柄 / Direct handle	配电柜上手柄和锁定装置开设的钻孔 Panel drilling for handle and keylock device		尺寸 (mm) Dimensions (mm)																																							
	单 / simple	双 / double																																								
			<table border="1"> <thead> <tr> <th></th> <th>H</th> <th>I</th> <th>J</th> <th>øT</th> </tr> </thead> <tbody> <tr> <td>200 A</td> <td>130</td> <td>150</td> <td>20</td> <td>M8</td> </tr> <tr> <td>250 A</td> <td>143</td> <td>167</td> <td>25</td> <td>M10</td> </tr> <tr> <td>315 A</td> <td>143</td> <td>167</td> <td>25</td> <td>M10</td> </tr> </tbody> </table>		H	I	J	øT	200 A	130	150	20	M8	250 A	143	167	25	M10	315 A	143	167	25	M10																			
	H	I	J	øT																																						
200 A	130	150	20	M8																																						
250 A	143	167	25	M10																																						
315 A	143	167	25	M10																																						
			<table border="1"> <thead> <tr> <th></th> <th>C</th> <th>ø</th> <th>øT</th> </tr> </thead> <tbody> <tr> <td>400 A</td> <td>15</td> <td>10</td> <td>M10</td> </tr> </tbody> </table>		C	ø	øT	400 A	15	10	M10																															
	C	ø	øT																																							
400 A	15	10	M10																																							
			<table border="1"> <thead> <tr> <th></th> <th>A</th> <th>C</th> <th>E</th> <th>F</th> <th>G</th> <th>H</th> <th>I</th> <th>J</th> </tr> </thead> <tbody> <tr> <td>500 A</td> <td>275</td> <td>65</td> <td>130</td> <td>145</td> <td>160</td> <td>190</td> <td>220</td> <td>25</td> </tr> <tr> <td>630 A - 800 C</td> <td></td> <td></td> <td></td> <td></td> <td></td> <td>205</td> <td>235</td> <td>30</td> </tr> </tbody> </table> <table border="1"> <thead> <tr> <th></th> <th>R</th> <th>øP</th> <th>øT</th> </tr> </thead> <tbody> <tr> <td>290</td> <td>5</td> <td>30</td> <td>119</td> </tr> <tr> <td>13</td> <td>121</td> <td>6,5</td> <td>M10</td> </tr> </tbody> </table>		A	C	E	F	G	H	I	J	500 A	275	65	130	145	160	190	220	25	630 A - 800 C						205	235	30		R	øP	øT	290	5	30	119	13	121	6,5	M10
	A	C	E	F	G	H	I	J																																		
500 A	275	65	130	145	160	190	220	25																																		
630 A - 800 C						205	235	30																																		
	R	øP	øT																																							
290	5	30	119																																							
13	121	6,5	M10																																							
			<table border="1"> <thead> <tr> <th></th> <th>A</th> <th>C</th> <th>E</th> <th>F</th> <th>G</th> <th>H</th> <th>I</th> <th>J</th> </tr> </thead> <tbody> <tr> <td>800 A</td> <td>325</td> <td>75</td> <td>150</td> <td>175</td> <td>190</td> <td>250</td> <td>290</td> <td>40</td> </tr> </tbody> </table> <table border="1"> <thead> <tr> <th></th> <th>R</th> <th>øP</th> <th>øT</th> </tr> </thead> <tbody> <tr> <td>340</td> <td>8</td> <td>39</td> <td>105</td> </tr> <tr> <td>13</td> <td>137</td> <td>9</td> <td>M14</td> </tr> </tbody> </table>		A	C	E	F	G	H	I	J	800 A	325	75	150	175	190	250	290	40		R	øP	øT	340	8	39	105	13	137	9	M14									
	A	C	E	F	G	H	I	J																																		
800 A	325	75	150	175	190	250	290	40																																		
	R	øP	øT																																							
340	8	39	105																																							
13	137	9	M14																																							

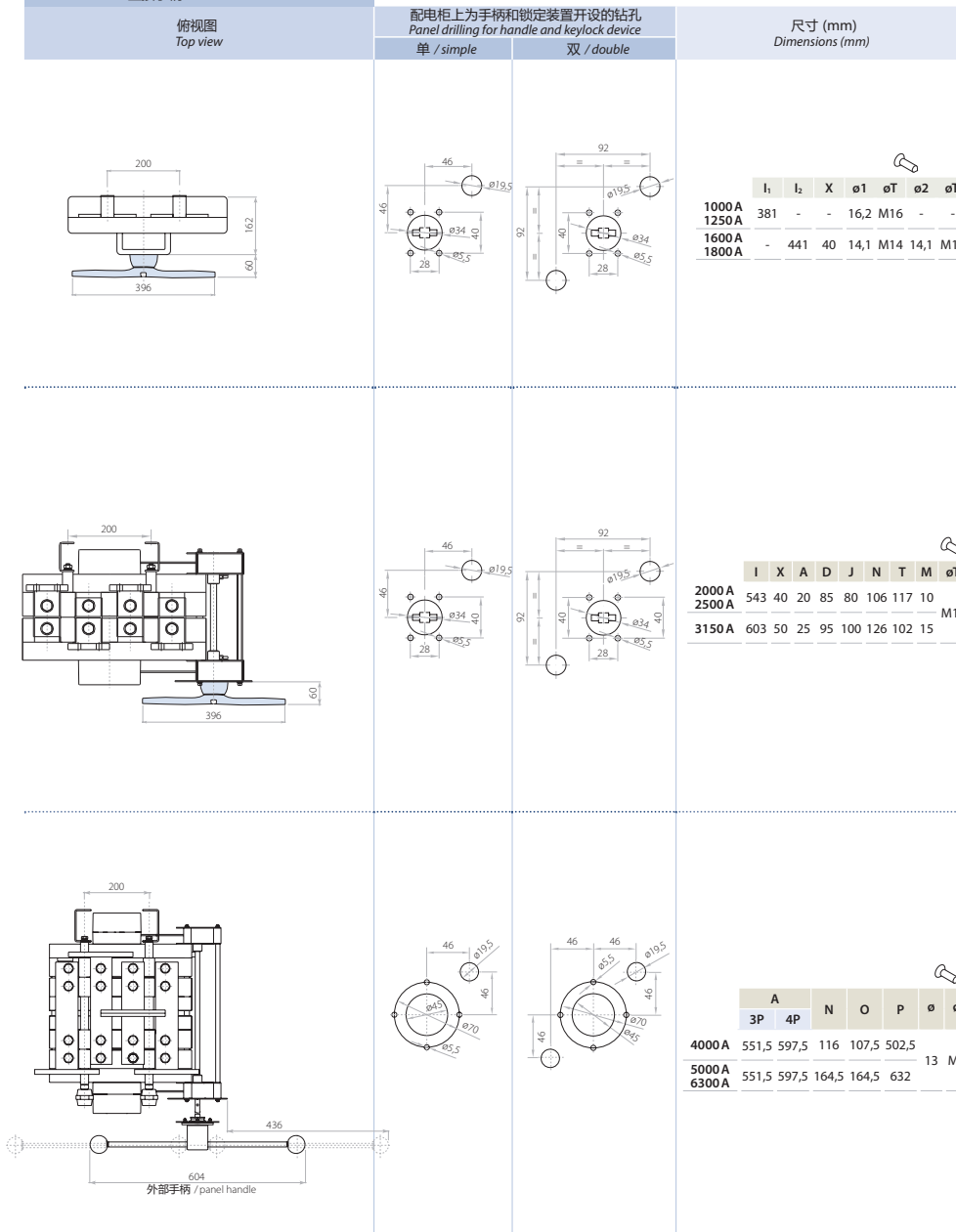
S5000 | 尺寸 / Dimensions (mm)

S5000 | 尺寸 / Dimensions (mm)

外部手柄和钻孔 / Panel handle and drilling



直接手柄 / Direct handle



	I ₁	I ₂	X	ø1	øT	ø2	øT
1000 A	381	-	-	16,2	M16	-	-
1250 A							
1600 A	-	441	40	14,1	M14	14,1	M14
1800 A							

	I	X	A	D	J	N	T	M	øT
2000 A	543	40	20	85	80	106	117	10	
2500 A									M12
3150 A	603	50	25	95	100	126	102	15	

	A		N	O	P	ø	øT
	3P	4P					
4000 A	551,5	597,5	116	107,5	502,5		
5000 A						13	M12
6300 A	551,5	597,5	164,5	164,5	632		