


Switches



LTC003002*A00

Type	LTCS 300 or LTCH 300
Number of Poles	2 NO
Mounting Position	Horizontal - Vertical
Control Voltage Rating [V _{dc}]	12 ÷ 220
Auxiliary Contact Blocks	Max 4 x (1 NO + 1 NC or 2 NO)
Block Type*	SL
Arc chute Material	Polyester Resin - Ceramic
Contact Tips Material*	S6

* For details please refer to dedicated technical note

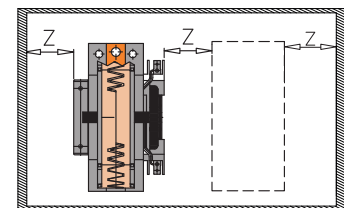
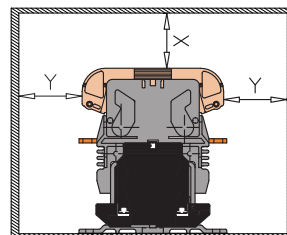
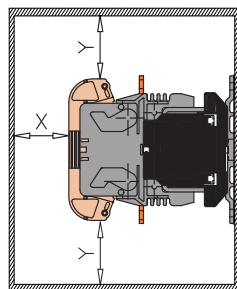
Description

Contactor with double interruption in air, electromagnetic control by full power coil. Single state functioning.
Reference standard IEC 60077.

Electrical Characteristics

Rated Operational Voltage [V _{ac} / V _{dc}]	1500			
Max Operational Voltage [V _{ac} / V _{dc}]	2000			
Rated Insulation Voltage [V]	2000			
	Series Connected		Parallel Connected	
Arc chute Type	Polyester Resin	Ceramic	Polyester Resin	Ceramic
Conventional Free Air Thermal Current [A] at 75°C	240	240	-	-
DC-Rated Operational Current (τ=15ms) [A]				
1500V	120	180	-	-
750V	250	360	-	-
DC-Maximum Breaking Capacity (τ=15ms) [kW]				
1500V	240	300	-	-
750V	500	600	-	-
AC-Maximum Breaking Capacity (cosφ=0,8; 50Hz) [kW]				
1500V	300	320	-	-
750V	660	720	-	-
Short Circuit Withstand Capacity for 5ms [kA]	4	4	-	-
Critical Current Range [A]	DC reverse current	DC reverse current	-	-
Fault Making Capacity [kA]	2.4	2.4	-	-
Component Category / Operational Frequency Class	A2 / C3			
Blow Out Circuit Type	Permanent Magnet			

Minimum Clearances
from metal parts [mm]
X = 120; Y = 120; Z = 30



Switches

LTC003002*A00

Mechanical Characteristics

Mechanical Endurance (cycles)	2x10 ⁶
Shock and Vibrations (IEC61373)	Cat.1 - Class B
Weight [kg]	3.25

Control Circuit

Control Voltage Range	0.7U _c ÷ 1.25U _c
Power Consumption (U _c and T = 20°C) at Pick Up - when Holding [W]	35 - 35
Mechanical Operation Time (U _c and T = 20°C) when Closing - Opening [ms]	55 - 25
Time Constant (L/R) at Pick Up - when Holding [ms]	25 - 85
Electrical Connections	Fast-On 6.35x0.8mm

Auxiliary Contacts

Tips material	Solid Silver (Gold plating opt)
Rated Operational Voltage [V _{ac} / V _{dc}]	250
Rated Current [A]	10
Minimum Switching Current at 16V _{dc} [mA]	20
Electrical Connections	Fast-On 6.35x0.8mm - Screw M4

Environmental Conditions

Stock Temperature Range	-50°C ÷ +85°C
Operational Temperature Range	-40°C ÷ +75°C
Pollution Degree - Overvoltage Category (EN 50124-1)	PD3 / OV3
Max Altitude without Performance Derating [m]	1500

